

ISLA



PÂTISSERIE



CHOCOLAT

Châssis monobloc avec isolation en polyurethane épaisseur 60 mm, cuve en acier inox AISI 304. Éclairage à LED (optional).

Structure vitres trempé.

Ouverture coulissante en verre.

Ventilation de plancher d'exposition de débordement.

Réfrigération ventilée.

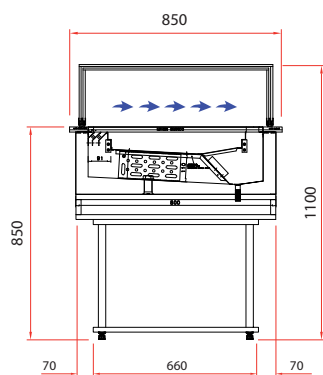
Compresseur hermétique, excellente performance du réfrigérateur et faible niveau sonore. Dégivrage électrique, panneau de commande pour la régulation de la température et de l'humidité. Classe climatique 3 (26° / 60% UR).

Gas R404/452.

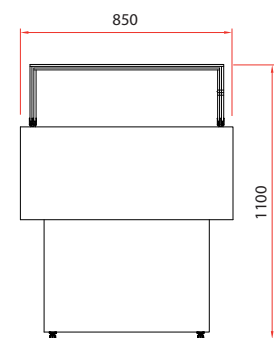


| MODELLO MODEL MODELL MODÈLE | Altezza Height Höhe Hauteur | Refrigerazione Refrigeration Kühlung Réfrigération | Codice [B] Code Code Code | Base [B] Basis Basis Base | Codice [P] Code Code Code | Pannellata [P] With panels Mit Paneelen Avec des panneaux |
|--------------------------------------|--------------------------------------|---|------------------------------------|------------------------------------|------------------------------------|--|
| ISLA 100 | H110 | | ISLA100-B | | ISLA100-P | |
| ISLA 125 | H110 | | ISLA125-B | | ISLA125-P | |
| ISLA 150 | H110 | | ISLA150-B | | ISLA150-P | |
| ISLA 200 | H110 | | ISLA200-B | | ISLA200-P | |
| ISLA 250 | H110 | | ISLA250-B | | ISLA250-P | |

REFRIGERAZIONE CON FLUSSO SOFT / REFRIGERATED WITH SOFT FLOW SYSTEM / KÜHLUNG MIT SOFT FLOW SYSTEM / REFRIGERE AVEC SYSTEME DE DEBIT DOUX



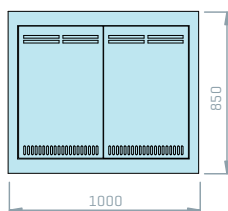
Base / Basic / Basis / Base



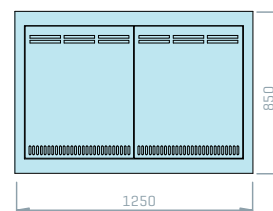
Pannellata / With panels
Mit Paneelen / Avec des panneaux

ISLA 100

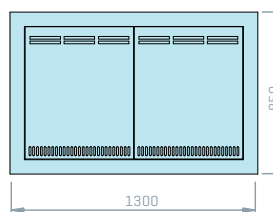
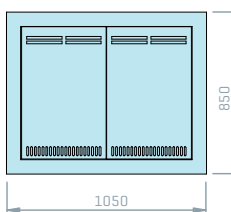
Base / Basic / Basis / Base



ISLA 125



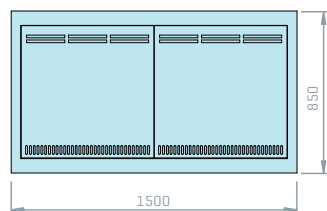
Pannellata / With panels / Mit Paneelen / Avec des panneaux



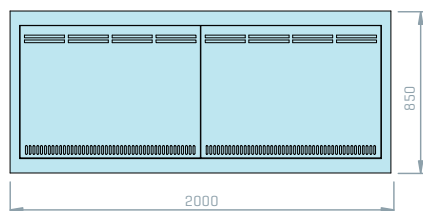
Pasticceria / Pastry / Konditorei / Pâtisserie

ISLA 150

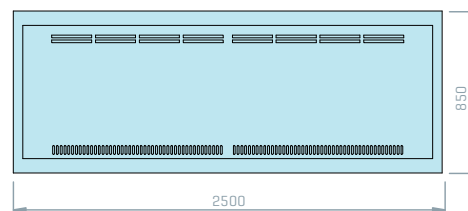
Base / Basic / Basis / Base



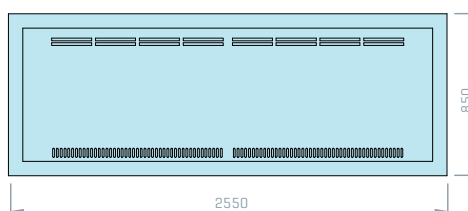
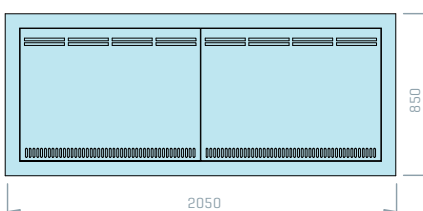
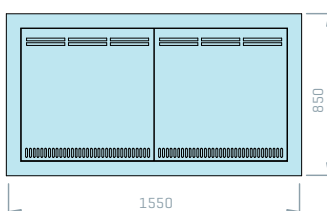
ISLA 200



ISLA 250



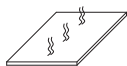
Pannellata / With panels / Mit Paneelen / Avec des panneaux



DATI TECNICI / TECHNICAL DATA / TECHNISCHE DATEN / DONNEES TECHNIQUES

| MOD. | | | | | | | | | | Tensione Supply Spannung Tension | Potenza assorbita Electrical power output Absorbierte Leistung Puissance absorbée | N. Classe climatica No. Climate class Klimaklasse N° Classe climatique N° |
|----------|-----|----|-----|--------|-----|-----|-----|--------|---------|---|--|--|
| | L | P | H | Person | L | P | H | Person | | | | |
| ISLA 100 | 100 | 85 | 110 | 150 | 122 | 128 | 150 | 190 | +2 / +4 | 230/1/50 | 0.45 | 3+(26/60) |
| ISLA 125 | 125 | 85 | 110 | 175 | 137 | 128 | 150 | 215 | +2 / +4 | 230/1/50 | 0.51 | 3+(26/60) |
| ISLA 150 | 150 | 85 | 110 | 195 | 172 | 128 | 150 | 235 | +2 / +4 | 230/1/50 | 0.79 | 3+(26/60) |
| ISLA 200 | 200 | 85 | 110 | 245 | 224 | 128 | 150 | 285 | +2 / +4 | 230/1/50 | 0.83 | 3+(26/60) |
| ISLA 250 | 250 | 85 | 110 | 300 | 274 | 128 | 150 | 340 | +2 / +4 | 230/1/50 | 0.95 | 3+(26/60) |

PIANO CALDO ESPOSIZIONE / WARM DISPLAY TOP
WARMBEBENE FÜR AUSSTELLUNG / PLAN CHAUD D'EXPOSITION



| Modello / Model Modell / Modèl | | Codice / Code Code / Code |
|-----------------------------------|--|------------------------------|
| L=100 | | PCE-100 |
| L=125 | | PCE-125 |
| L=150 | | PCE-150 |
| L=200 | | PCE-200 |
| L=250 | | PCE-250 |

DIVISORIO BASSO IN VETRO / LOW GLASS DIVIDER
TIEFER TRENNELEMENT AUS GLAS / SÉPARATEURS BAS EN VERRE



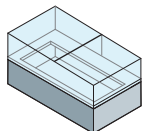
| Modello / Model Modell / Modèl | | Codice / Code Code / Code |
|-----------------------------------|--|------------------------------|
| - | | NORMALE VDB |

ILLUMINAZIONE LED
LED LIGHTING CANOPY
LED-BELEUCHTUNG
LUMIÈRE D'ÉCLAIRAGE DE LED



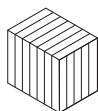
| Modello / Model Modell / Modèl | | Codice / Code Code / Code |
|-----------------------------------|--|------------------------------|
| L=100 | | LED100 |
| L=125 | | LED125 |
| L=150 | | LED150 |
| L=200 | | LED200 |
| L=250 | | LED250 |

AGGIUNTA VETRO EXTRACHIARO PER TECA
SUPPLEMENT FOR EXTRA-CLEAR GLASS DISPLAY
ZUSATZ FÜR EXTRA-KLARES GLAS-DISPLAY
SUPPLÉMENT POUR L'AFFICHAGE DE VETRE EXTRA-CLAIR



| Modello / Model Modell / Modèl | | Codice / Code Code / Code |
|-----------------------------------|--|------------------------------|
| ISLA 100 | | TECA 100 EX |
| ISLA 125 | | TECA 125 EX |
| ISLA 150 | | TECA 150 EX |
| ISLA 200 | | TECA 200 EX |
| ISLA 250 | | TECA 250 EX |

CASSA IN LEGNO PER TRASPORTO
WOODEN BOXES FOR TRANSPORTING
HOLZKISTE FÜR DEN TRANSPORT
CAISSE EN BOIS POUR TRANSPORT



| Modello / Model Modell / Modèl | | Codice / Code Code / Code |
|-----------------------------------|--|------------------------------|
| - | | BOX |

PREDISPOSIZIONE U.C. EST. / REMOTE COND. UNIT PREPARATION
VORBEREITUNG EXTERNE V.E. / PRÉDISPOSITION U.C EXTERNE



| Modello / Model Modell / Modèl | | Codice / Code Code / Code |
|-----------------------------------|--|------------------------------|
| 230 V | | PUE |

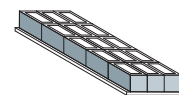
60HZ / 60HZ
60HZ / 60HZ

60Hz

| Modello / Model Modell / Modèl | | Codice / Code Code / Code |
|-----------------------------------|--|------------------------------|
| - | | UC60HZ |

CONVERSIONE IN PRALINERIA
CON CONTROLLO DI UMIDITÀ

CONVERSION TO PRALINERY WITH HUMIDITY CONTROL
 UMWANDLUNG IN PRALINEN MIT FEUCHTIGKEITSKONTROLLE
 CONVERSION EN PRALINES AVEC CONTRÔLE DE L'HUMIDITÉ



| Modello / Model Modell / Modèl | | Codice / Code Code / Code |
|-----------------------------------|--|------------------------------|
| - | | MAGG-PRA |

VASCHETTA INOX EVAPORA CONDENSA ELETTRICA

(ELECTRICAL) STAINLESS STEEL CONDENSATION CONTAINER FOR EVAPORATION
 (ELEKTRISCHES) KONDENSBEHÄLTER AUS ROSTFREIES STAHL
 (ÉLECTRIQUE) BAC EN ACIER INOXYDABLE POUR L'ÉVAPORATION DE LA CONDENSÉ



| Modello / Model Modell / Modèl | | Codice / Code Code / Code |
|-----------------------------------|--|------------------------------|
| - | | VSRC-INOX |

CANALIZZAZIONE / MULTIPLEXING / KANALISIERUNG / CANALISATION

Codice / Code CAN-SH
Code / Code

